

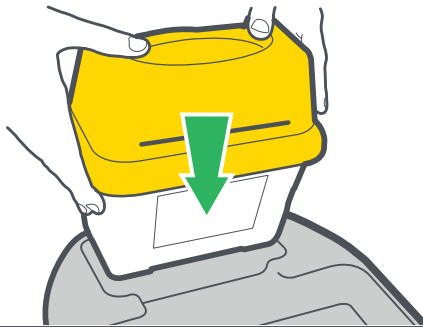
Instructions For Use

NPSD Tray

1

Preparation

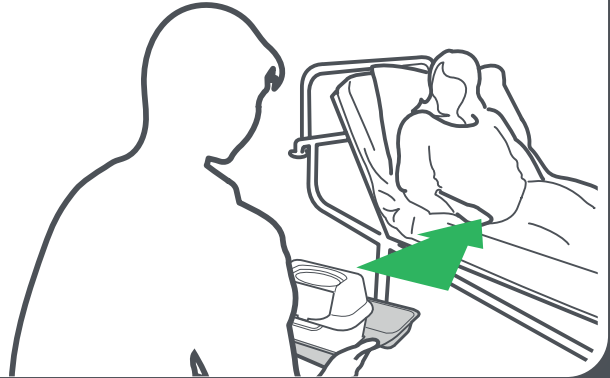
Select the correct tray for the size of container in use. Ensure snug fit between container base and tray slot.



2

Point of use

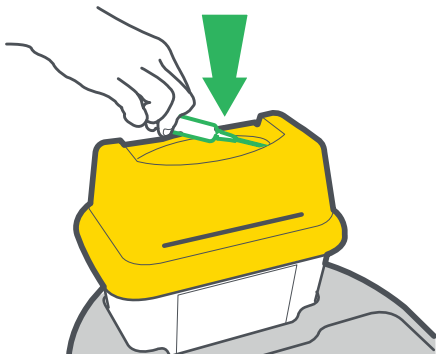
Take the container and tray to the point of use.



3

Waste disposal

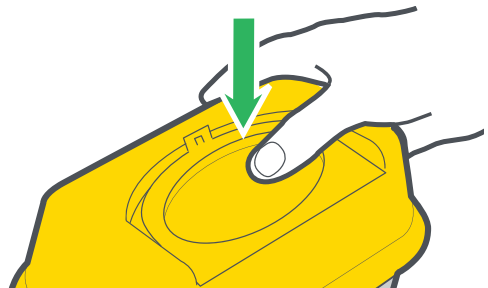
Dispose of sharps waste into the sharps container.



4

Temporary closure

Gently push the lid down until the aperture is covered. Temporary closure feature should always be engaged when the container is not in use.



5

Discard non-sharps waste

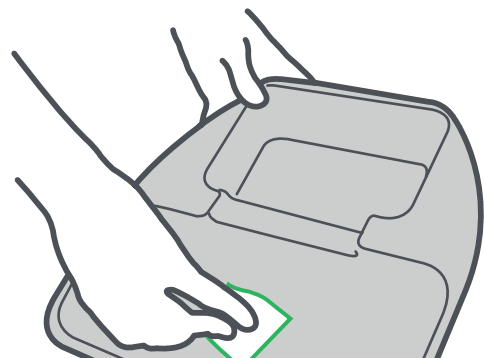
Dispose of sharps waste into the sharps container.



6

Reuse

Sanitise NPSD tray and ready for the next use.



FOR MORE INFORMATION:

✉ sales@plascare.com.au

🌐 sharpsafe.com.au 📞 +61 (03) 9458 5118